



Breaking WordPress News

Jonathan Desrosiers (@desrosj)

What's This About?

Fake News #1



Real News



LIVE

WordPress News Network

REAL NEWS

GUTENBERG REMOVES SHACKLES

16:19 WORDPRESS IS FREED FROM ARCHAIC, RESTRICTIVE EDITING EXPERIENCE

Editor Through the Years

Two Oh [\(View site >\)](#)

Howdy, admin. [\[Sign Out, My Account\]](#)

Dashboard **Write** Manage Links Presentation Plugins Users Options Import

Write Post Write Page

Write Post

Title

Post

b **i** **link** **b-quote** **del** **ins** **img** **ul** **ol** **li** **code** **more** **lookup** **Close Tags**

Save and Continue Editing

Save

Publish

Upload

File: [Browse...](#) No file selected.

Title:

Description:

Upload

Optional Excerpt

Trackbacks

Custom Fields

Discussion +

Password-Protect Post +

Post slug +

Categories +

Post Status +

Post Timestamp: +

Post author: +

WordPress bookmarklet

Right click on the following link and choose "Add to Favorites" to create a posting shortcut

Editor Through the Years

TwoTwo [\(View site »\)](#)

Dashboard **Write** Manage Comments Blogroll Presentation Plugins Users Options

Write Post Write Page

Title

Post

Visual Code

Path:

Save and Continue Editing Save Publish

Upload

File No file selected.

Title

Description

Upload »

Optional Excerpt

Trackbacks

Custom Fields

Categories

Add

Separate multiple categories with commas.

☐ Uncategorized

Discussion +

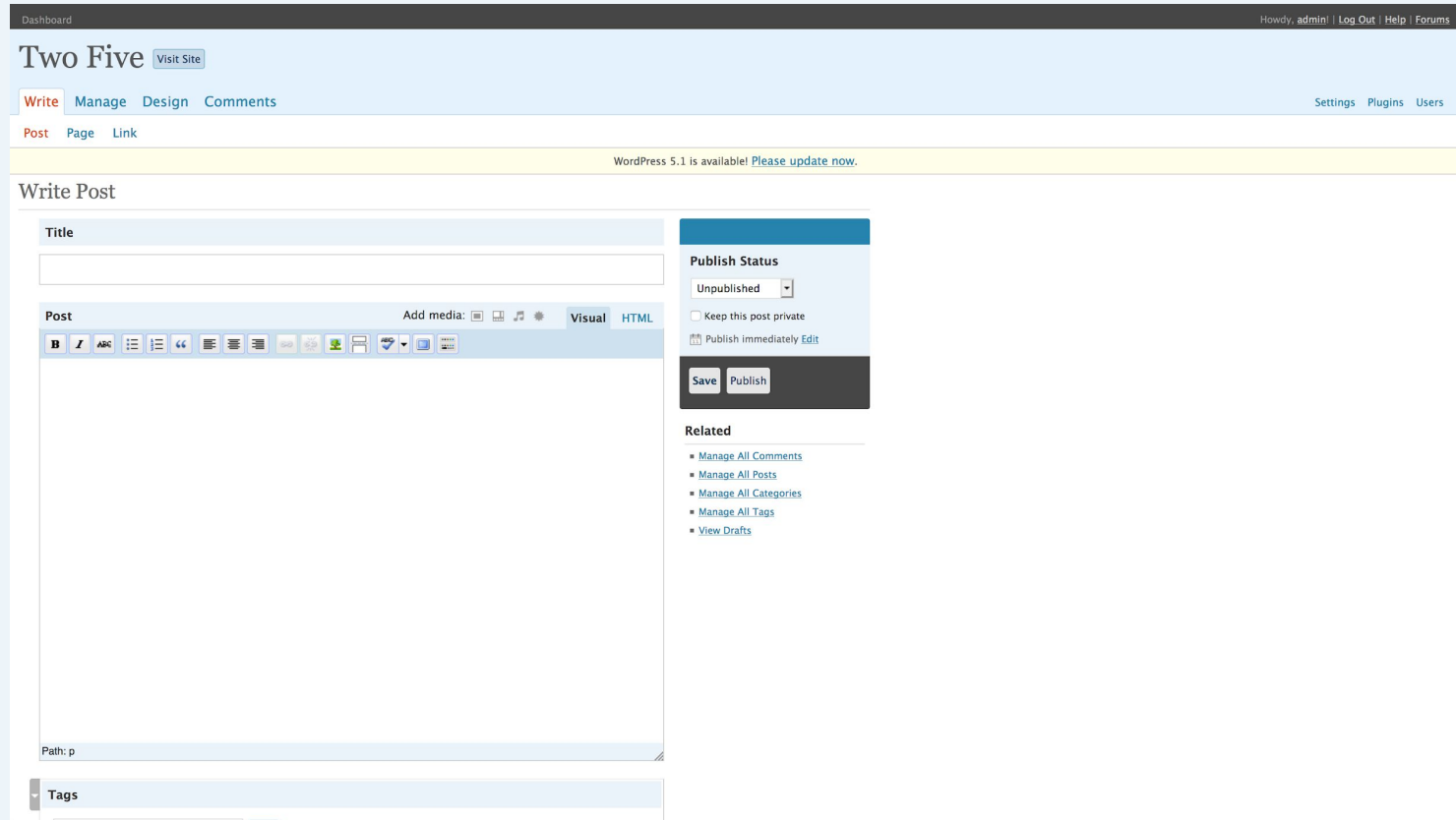
Post Password +

Post Slug +

Post Status +

Post Timestamp +

Editor Through the Years



Editor Through the Years

Dashboard

Howdy, admin! | [Log Out](#) | [Help](#) | [Forums](#) | [Turbo](#)

Two Six [Visit Site](#)

[Write](#) [Manage](#) [Design](#) [Comments](#)

[Settings](#) [Plugins](#) [Users](#)


















































[Post](#) [Page](#) [Link](#)

WordPress 5.1 is available! [Please update now.](#)

Write Post

Title

Post

Add media:                                                 

Editor Through the Years

Two Seven -- Visit site

New Post

Howdy, admin | Turbo | Log Out

WordPress 5.1 is available! [Please update now.](#)

Screen Options

Help

Dashboard

Posts

Edit

Add New

Tags

Categories

Media

Links

Pages

Comments

Appearance

Plugins

Users

Tools

Settings

Add New Post

VisualHTML

Path: p

Word count: 0

Excerpt

Send Trackbacks

Custom Fields

Publish

Save Draft

Preview

Status: Draft [Edit](#)

Visibility: Public [Edit](#)

[Publish immediately](#) [Edit](#)

[Publish](#)

Tags

Add new tag

Add

Separate tags with commas

[Choose from the most popular tags](#)

Categories

All Categories

Most Used

☐ Uncategorized

[+ Add New Category](#)

Add Custom Field

Editor Through the Years

The screenshot displays the WordPress 3.5 'Add New Post' editor. The top navigation bar includes the WordPress logo, the site name 'Three Oh', and user information 'Howdy, admin | Log Out'. A left sidebar contains a menu with 'Dashboard' and 'Posts' (expanded to show 'Add New', 'Categories', and 'Post Tags'), as well as 'Media', 'Links', 'Pages', 'Comments', 'Appearance', 'Plugins', 'Users', 'Tools', and 'Settings'. The main content area is titled 'Add New Post' and features a large text input for the title. Below the title is a rich text editor with a toolbar for text formatting (bold, italic, underline, link, unlink, list, quote, code) and media insertion. The editor is currently in 'Visual' mode. Below the editor, there are sections for 'Path' (p), 'Word count' (0), 'Excerpt' (with a text input and a note about manual excerpts), 'Send Trackbacks' (with a text input and a note about pingbacks), and 'Custom Fields' (with a table for Name and Value). On the right side, there are panels for 'Publish' (with 'Save Draft' and 'Preview' buttons), 'Status' (Draft), 'Visibility' (Public), 'Categories' (with a list of categories and an 'Add New Category' link), 'Post Tags' (with an 'Add New Tag' button and a list of tags), and 'Featured Image' (with a 'Set featured image' button).

WordPress 3.5 Editor Interface (Add New Post)

Top Bar: WordPress logo, Three Oh, Posts, Howdy, admin | Log Out, Screen Options, Help

Left Sidebar: Dashboard, Posts (Add New, Categories, Post Tags), Media, Links, Pages, Comments, Appearance, Plugins, Users, Tools, Settings

Main Content Area:

- Add New Post**
- Enter title here
- Upload/Insert: Image, Video, Audio, Link, Text, Quote, Code, Table, Gallery, Media, More
- Visual / HTML
- Path: p
- Word count: 0
- Excerpt**
- Excerpts are optional hand-crafted summaries of your content that can be used in your theme. [Learn more about manual excerpts.](#)
- Send Trackbacks**
- Send trackbacks to:
- (Separate multiple URLs with spaces)
- Trackbacks are a way to notify legacy blog systems that you've linked to them. If you link other WordPress sites they'll be notified automatically using [pingbacks](#), no other action necessary.
- Custom Fields**
- Add New Custom Field:
- Table with 2 columns: Name, Value
- Add Custom Field

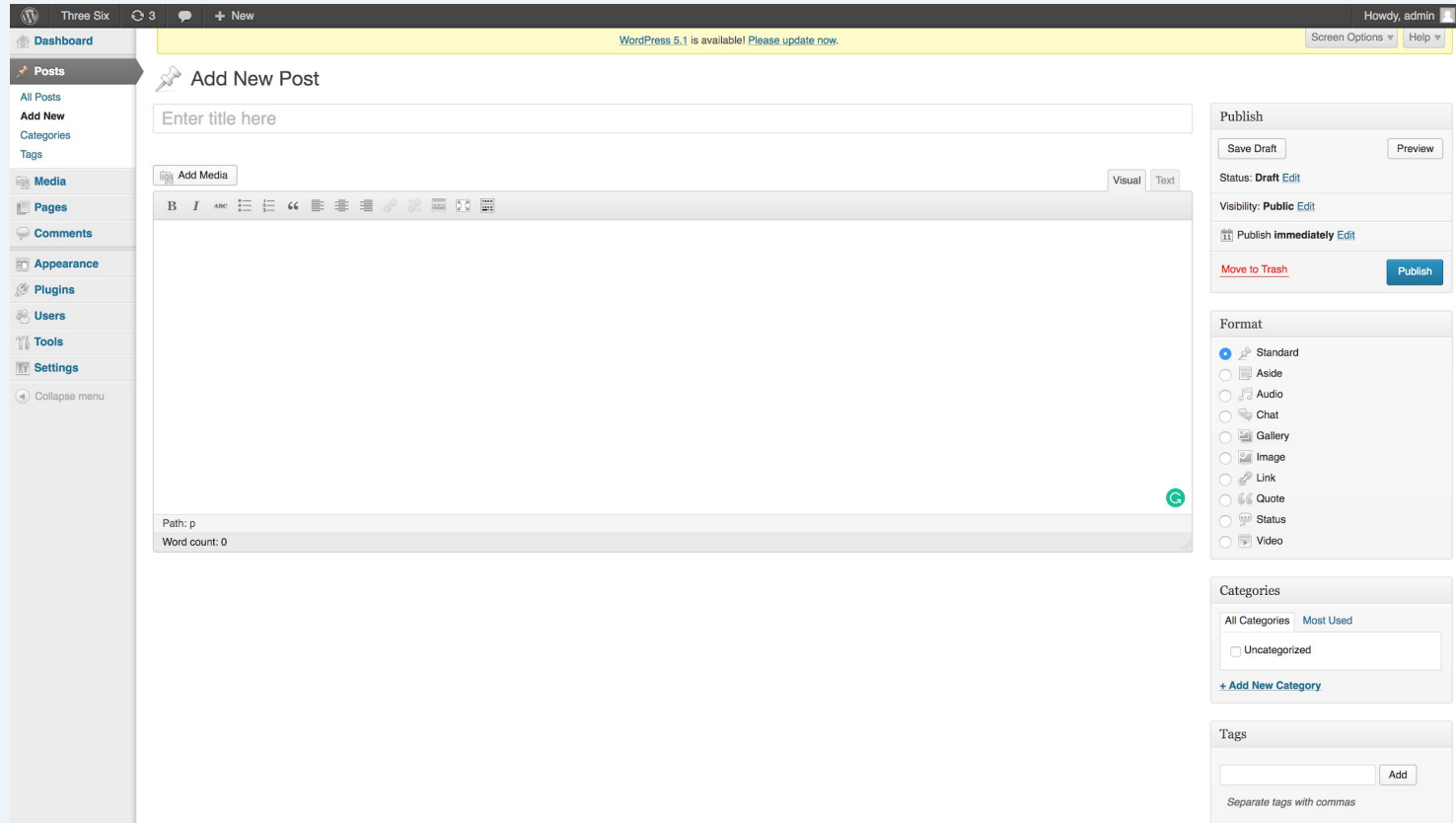
Right Sidebar:

- Publish**
- Save Draft, Preview
- Status: Draft [Edit](#)
- Visibility: Public [Edit](#)
- [Publish](#) [Immediately Edit](#)
- [Move to Trash](#) [Publish](#)
- Categories**
- All Categories, Most Used
- Uncategorized
- [+ Add New Category](#)
- Post Tags**
- Add New Tag [Add](#)
- Separate tags with commas
- [Choose from the most used tags](#)
- Featured Image**
- [Set featured image](#)

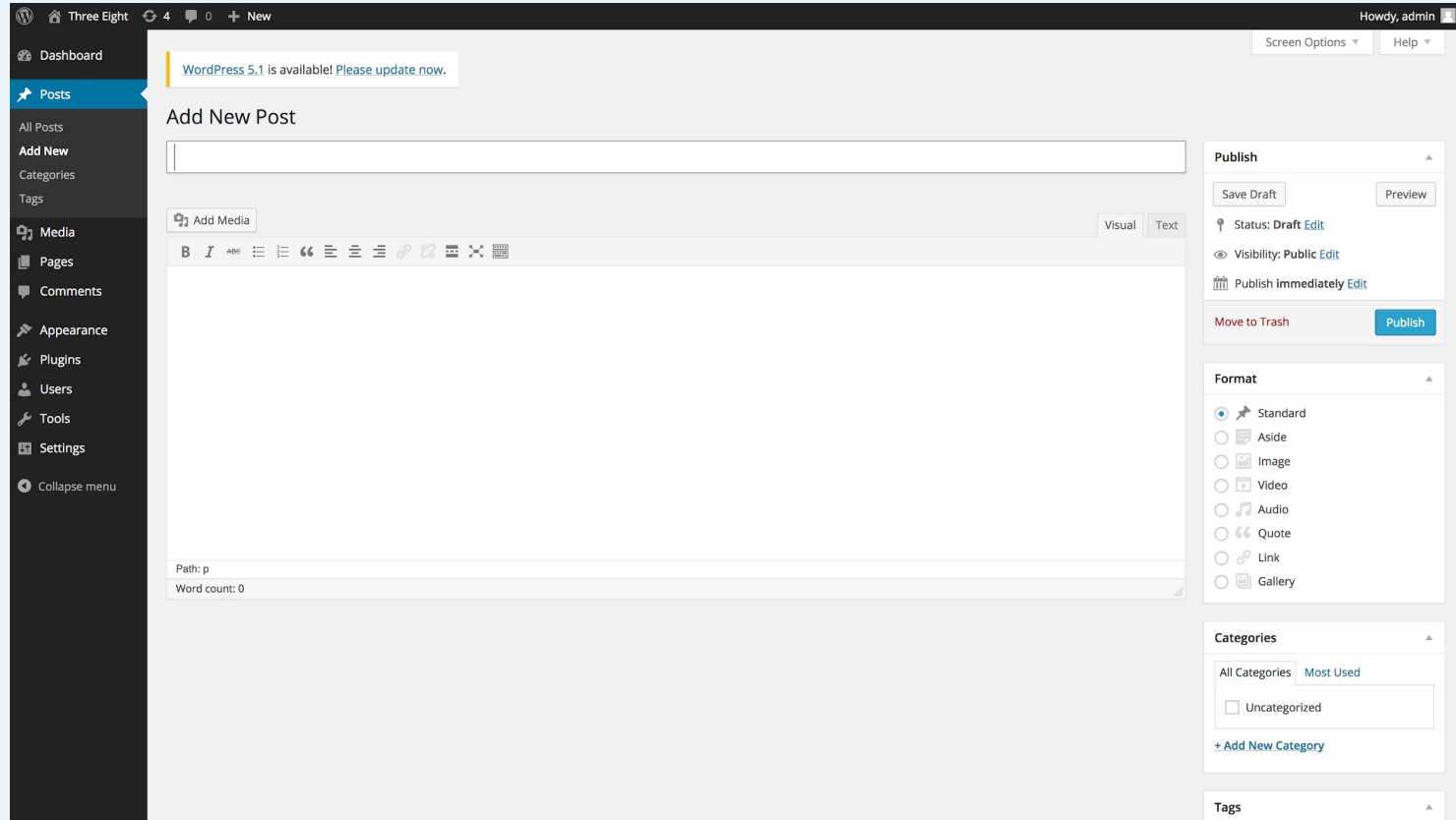
Editor Through the Years

The screenshot displays the WordPress 3.2 'Add New Post' editor. On the left is a sidebar menu with categories like Dashboard, Posts, Media, Links, Pages, Comments, Appearance, Plugins, Users, Tools, and Settings. The main content area features a title field 'Enter title here', a rich text editor with a toolbar (including Bold, Italic, Underline, and various alignment and list options), and a 'Visual' vs 'HTML' toggle. Below the editor, it shows 'Path: p' and 'Word count: 0'. On the right, there are three panels: 'Publish' with buttons for 'Save Draft', 'Preview', 'Status: Draft', 'Visibility: Public', and 'Publish Immediately'; 'Format' with radio buttons for 'Standard', 'Aside', 'Link', 'Gallery', 'Status', 'Quote', and 'Image'; and 'Categories' with a list of categories and an 'Add New Category' link. At the bottom right, there is a 'Post Tags' section with an 'Add' button.

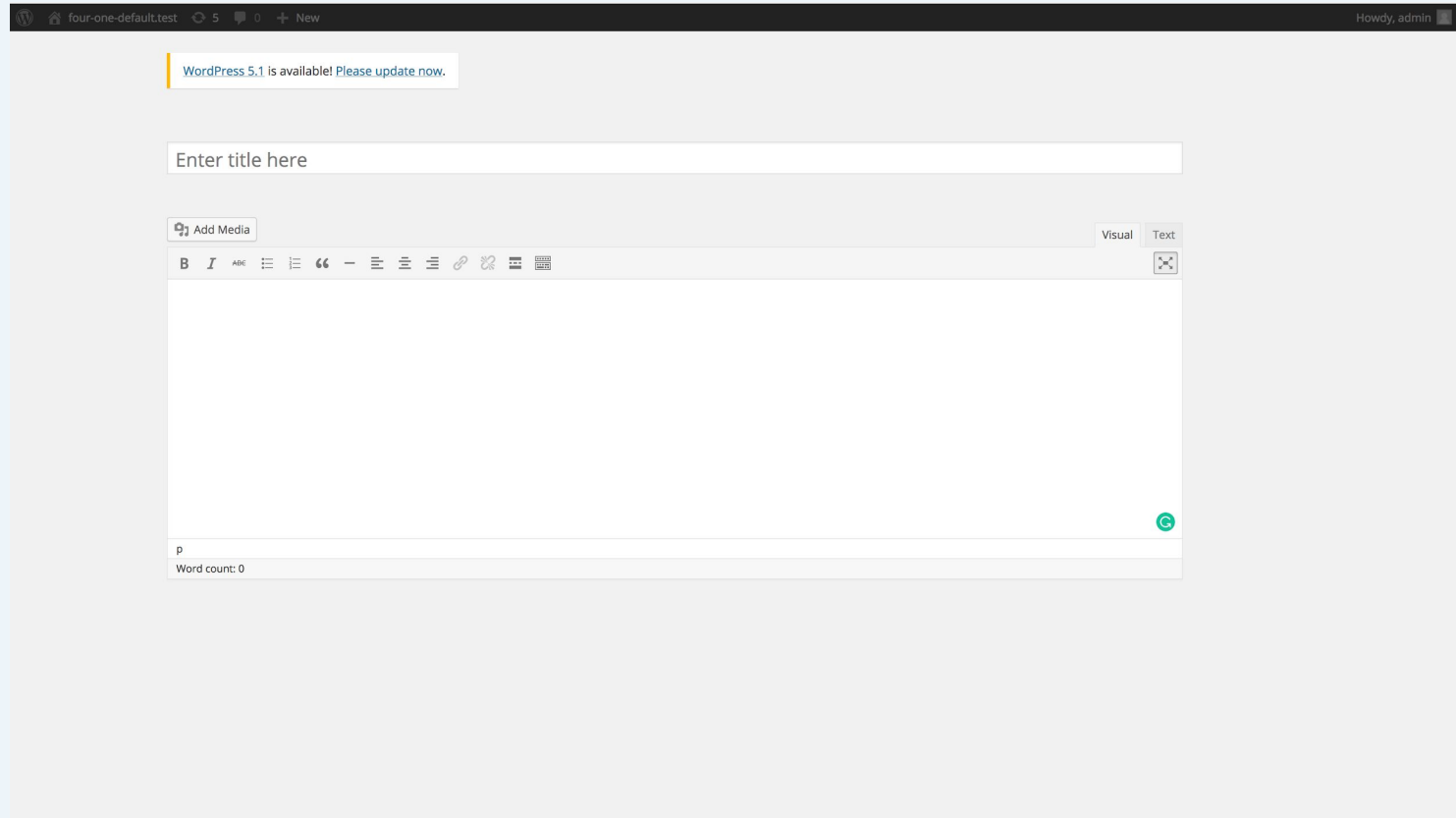
Editor Through the Years



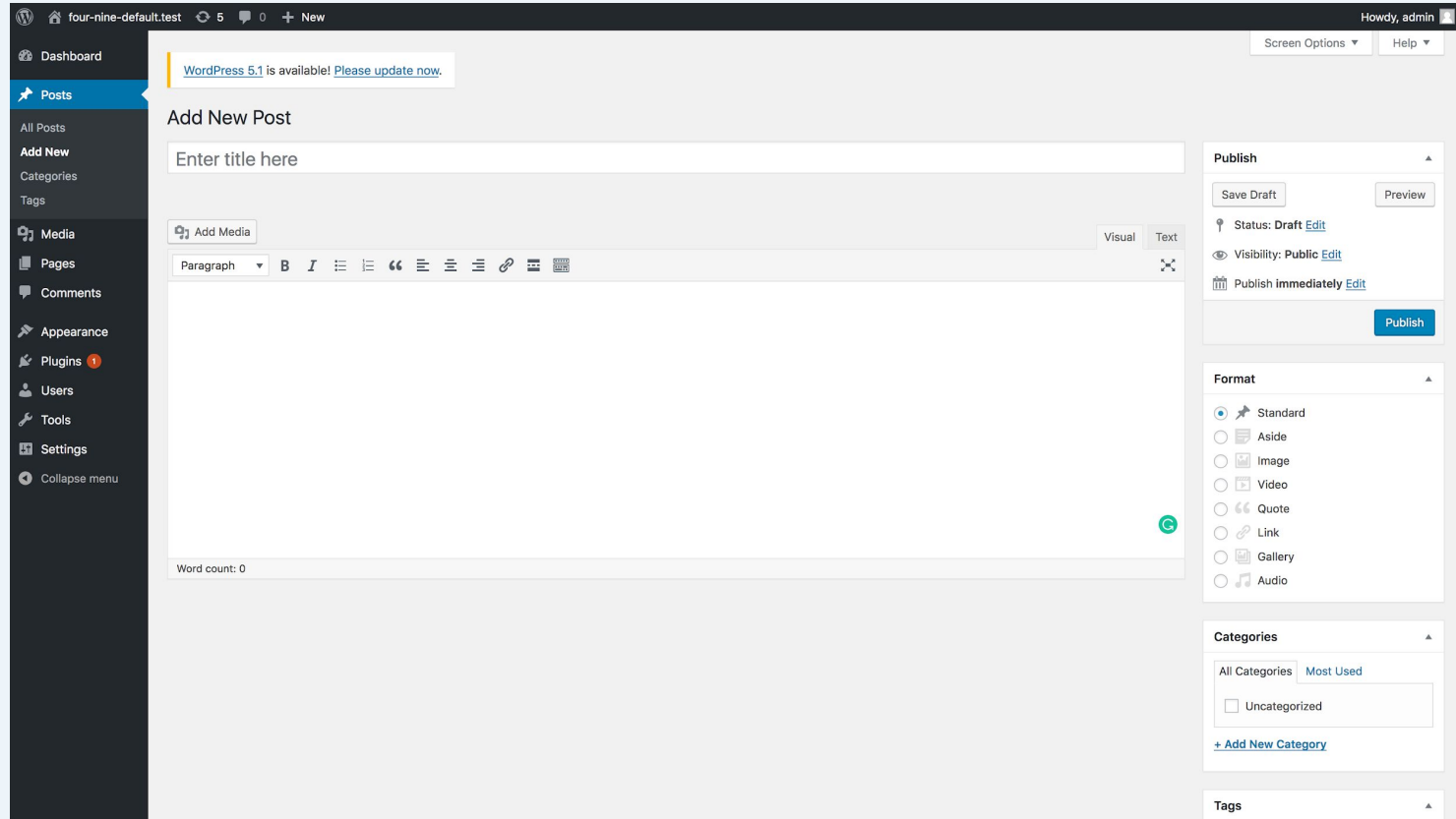
Editor Through the Years



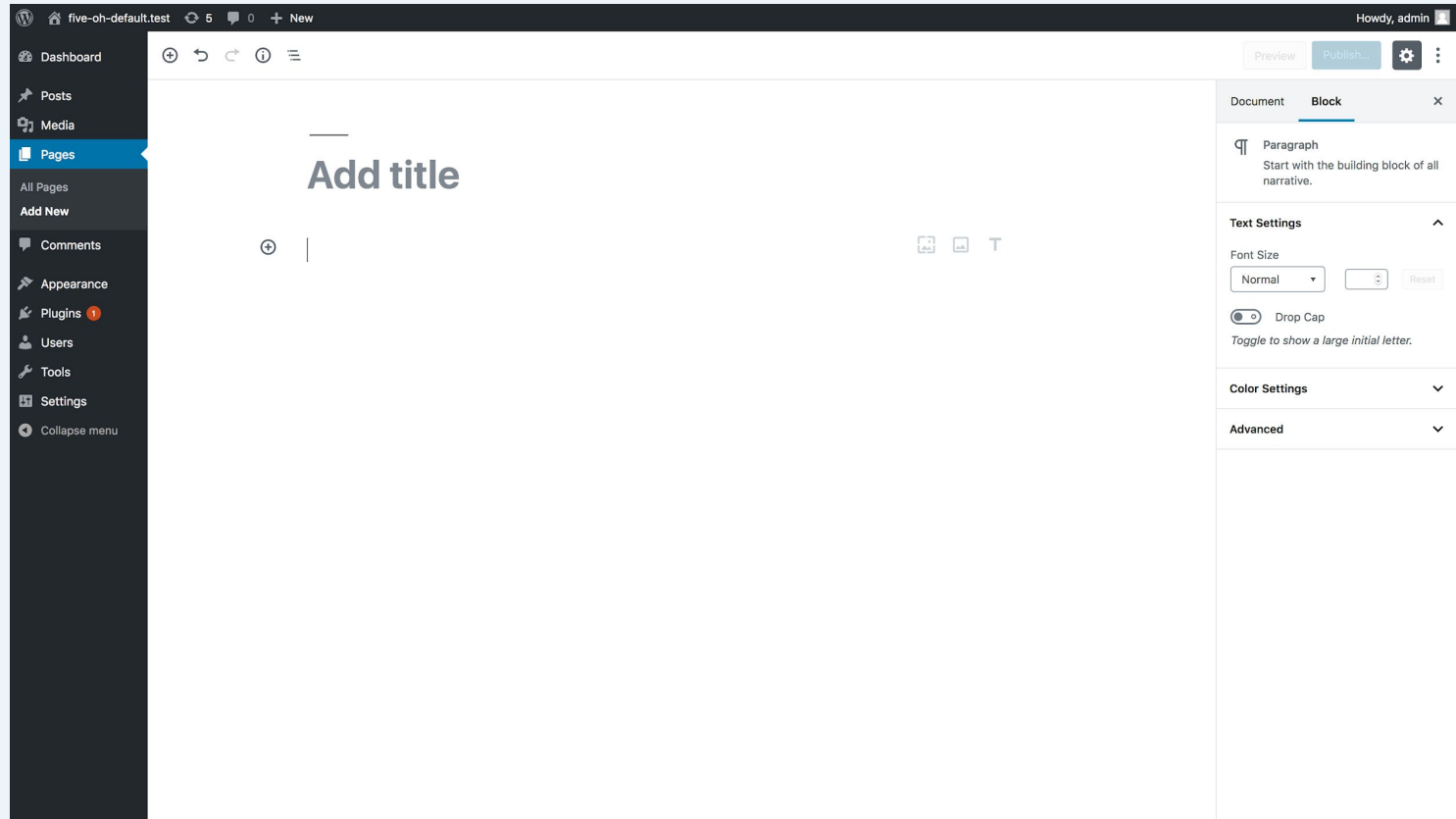
Editor Through the Years



Editor Through the Years



Editor Through the Years



The Editor (and the technology behind it)
finally caught up to the pack.

Fake News #2

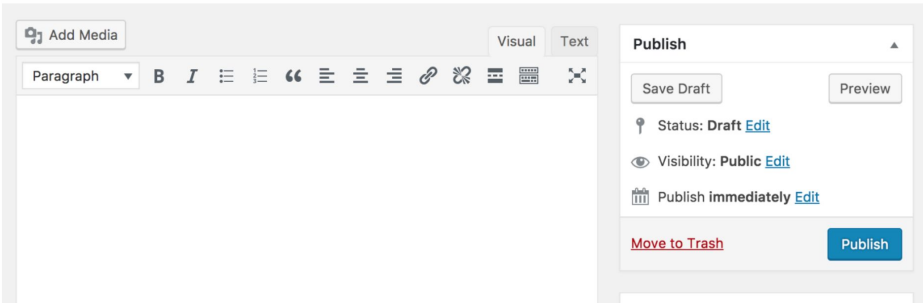
Fake News



Real News



The Scoop



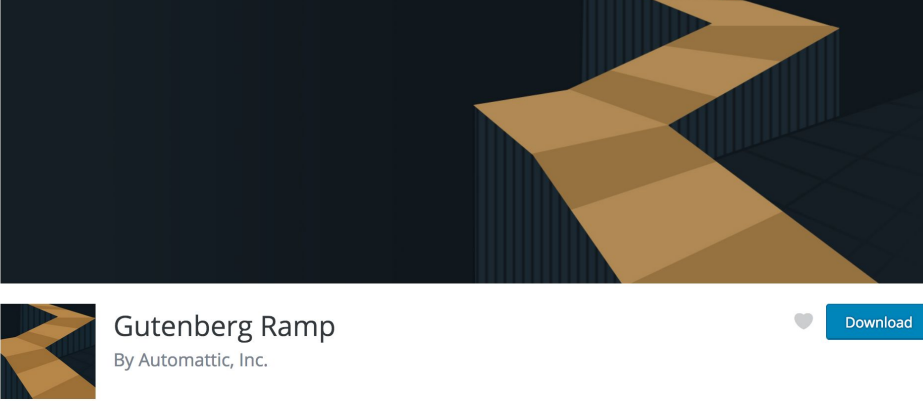
Classic Editor
By WordPress Contributors

Details Reviews Support Development

Description

Classic Editor is an official plugin maintained by the WordPress team that restores the previous (“classic”) WordPress editor and the “Edit Post” screen. It makes it possible to use plugins that extend that screen, add old-style meta boxes, or otherwise depend on the previous editor.

Version:	1.4
Last updated:	3 weeks ago
Active installations:	3+ million
WordPress Version:	4.9 or higher



Gutenberg Ramp
By Automattic, Inc.

Details Reviews Installation Support Development

Description

Activating Gutenberg Ramp plugin adds a settings screen where you can enable Gutenberg selectively (for specific post types). For even greater control, you can specify Gutenberg loading behavior in code. Ramp works with both the plugin version of Gutenberg, and the core version, providing a seamless transition.

Version:	1.1.0
Last updated:	4 months ago
Active installations:	2,000+
WordPress Version:	4.9.8 or higher
Tested up to:	5.0.0

Always run the latest version of any software.

Enable the block editor at your own pace.

Fake News #3



Real News



55/56 Components had changes.

561 Total Contributors*

*Surpasses 4.4 for the release with highest number of total contributors.

231 (41%) First Time Contributors*

*Fourth highest all time.

(Sort of) Fake News #4

(Sort of) Fake News



Real News



LIVE

WordPress News Network

REAL NEWS (SORT OF)

WORDPRESS IS OLD CODE

18:08

OLD PHP SUPPORTED. NEW PHP SUPPORTED



WordPressDev



8



0



New



Dashboard

Home

Updates 8

Posts



Media



Pages



Comments



Appearance



Plugins



Users



Tools

Dashboard



PHP Update Required



WordPress has detected that your site is running on an insecure version of PHP.

What is PHP and how does it affect my site?

PHP is the programming language we use to build and maintain WordPress. Newer versions of PHP are both faster and more secure, so updating will have a positive effect on your site's performance.

[Learn more about updating PHP](#)

At a Glance



1 Post

1 Page

Quick Draft

What's on your mind?

[Save Draft](#)

WordPress Events and News

Attend an upcoming event near you.

Fake News #5



Real News



Security & Maintenance Release

Other Real News

WordPress 5.2

Block Directory

Triage Team

Break Your News...



Thank you!

@desrosj